

STORAGE SHEDS



Homestead
COLLECTION





Welcome

When you are out of space - we are here to provide it.

Do you need more space? for the mower, that really needs to get out of the garage, or all the bins and bikes? We have a shed that will keep your things organized so your car can stay in the garage where it belongs.

1

Pricing to fit your budget

We offer high end options and economy options to make sure you can find a high quality solution to meet your needs.

2

Sheds built to last

Invest in a shed that is built with the same quality construction materials that you would use to build a house.

3

Decades of experience


have a shed made with the quality that comes from years of experience by multi-generational amish craftsmen in Lancaster County.



Shed Design	3
Shed Pads / Concrete Foundation	4
Keystone Series	5
Laurel Series	6,7
Classic Series	8,9
Century Series	10,11
Liberty Series	12,13
Homestead Belle Series	14,15
Garden Series	16,17
Options/Colors	18,19

Series Design Comparison

Compare Shed Height and Roof Lines



Preparing your Foundation

Instructions for foundations to ensure a long lasting shed



- 1 Build a frame at least 2 feet wider than your shed dimensions



- 2 Fill with gravel or concrete



- 3 Set shed on top of stone with wooden skid still attached or construct a wood frame or concrete spaces for shed to rest on.



Setting the shed with a mule allows us to maneuver the shed into tight spaces. It also avoids the deep ruts in your grass and landscape caused by driving heavy vehicles in grass.

Sheds on skids are traditionally placed on a gravel base because they are temporary structures, and so is the base. But even if a shed is not placed on skids, the shed will still need to rest on wooden formers, concrete blocks or pavers which keep the wood floor off the gravel. No matter what kind of foundation you select, make sure the ground is compacted, leveled and has good drainage to eliminate shifting and settling.

Permanent sheds and sheds with larger dimensions, sheds that hold heavy equipment such as tractors, mowers and bags of supplies are placed on concrete bases for added support. One of the advantages of placing a building on concrete is that the shed won't settle or shift. Settling can often cause a building to shift, making doors and windows catch or rub as they lose their plumb or true lines. Which ever base you chose, the ground will still need to be compacted and level.

Level your ground in an area at least 2 feet wider than your shed dimensions, so you have a 1-foot border around the outside of your shed. This extra gravel border will prevent dirt from splashing up during rains, and it will help you avoid pests and rot. It should also ensure that water will drain down and away from the foundation.

Dig down at least 4 to 6 inches and compact the ground, making sure it is level. To ensure a cleaner border, install an outer frame of pressure treated 2-inch-by-6-inch wood on a vertical edge. Stake the inside of each of the corners with a 2-inch-by-2-inch stake to secure the frame. Gravel will provide the base of your shed's foundation. Your shed should either rest on this foundation on skids, or on a wood frame on concrete spacers set out in the gravel.



The Keystone Series

● **FOR AN ECONOMICAL YET LOVELY STORAGE OPTION.**

THE KEYSTONE SERIES COMES STANDARD WITH:

Double Doors (Classic or Fiberglass), Two 18" x 27" Windows with Shutters (on 8' x 12' or larger)

Large Photo:

Keystone A-Frame 10' x 14'

White Vinyl Siding, White Trim, Black Shingles, Options Shown - Upgrade To 18" x 36" Windows, Regular Flower Boxes



Keystone Quaker 10' x 12'

Light Gray Dura-Temp Siding, White Trim, Black Shingles

Options Shown - Eyebrow Arched Doors, Gable Vents



Keystone Dutch Barn 10' x 12'

Buckskin Dura-Temp Siding, Navajo Trim, ET Cedar Shingles



Keystone Mini Barn 12' x 16'

Light Gray Dura-Temp Siding, White Trim, Black Shingles,

Options Shown: Arched Doors



The Laurel Series

FOR THE SPACE YOU NEED, WITH THE OPTIONS YOU WANT.

THE LAUREL SERIES COMES STANDARD WITH:

Double Doors (Classic or Fiberglass), Two 24" x 36" Windows with Shutters (on 8' x 12' or larger)
or Window Trim, Gable Vents



LIVE RECHARGED

LET THE OUTDOORS ENHANCE YOUR LIFE AND ENERGY



Laurel Quaker 10' x 14'

Antique Parchment Vinyl Siding, White Trim, Brown Shingles
Options Shown - Carriage Shed Doors Upgrade, Extra Double Door, Classic Flower Boxes, Shed Cupola, Ramp



Laurel Quaker Shed 10' x 16'

Sand Vinyl Siding, White Trim, Driftwood Shingles
Options Shown - Transom Windows and 12" Hinges on Doors, Shutters, Classic Flower Boxes



Laurel Hip 12' x 16'

Sand Vinyl Siding, White Trim, Weatherwood Shingles
Options Shown - 6" Higher Walls, Crown Moulding Facia, House Door Upgrade with 15 lite Arched Glass, Extra 24"x36" Window



Laurel A-Frame 10' x 16'

Driftwood LP Lap Siding, Navajo Trim, Harvard Slate Shingles
Options Shown - LP Lap Siding, Transom Windows in Doors



Laurel Dutch Barn 10' x 12'

Cream Vinyl Siding, White Trim, ET Cedar Shingles
Options Shown - Transom Windows in Doors



Laurel A-Frame 10' x 16'

Sand Vinyl Siding, Navajo Trim, Weatherwood Shingles,
Options Shown - Classic Flower Boxes, Clay Shutters, Extra 3' Door, Transom Windows and 12" Hinges on Doors, Shed Cupola & Weather vane, Ramp

Large Photo:

Laurel A-Frame 8' x 14'

Avocado Dura-Temp Siding, Buckskin Trim, Weatherwood Shingles
Options Shown - none



The Classic Series

FOR ADDED DISTINCTION IN YOUR BACKYARD.

THE CLASSIC SERIES COMES STANDARD WITH:

Double Doors (Classic or Fiberglass) with 12" Hinges, Two 24" x 36" Windows with Window Trim and Shutters (on 8' x 12' or larger), Classic Gable Vents



REVEL IN LIFE

SPENDING TIME OUTDOORS ENHANCES YOUR LIFE



Classic A-Frame 10' x 16'

White Dura-Temp Siding, White Trim, Harvard Slate Shingles
Options Shown – 9/12 Roof Pitch, 7' Windsor Dormer with Arched Front with Shake Siding, Cedar Stain on Door and Arched Front, Extra 3' Door with 6 lite Window



Classic A-Frame 8' x 12'

Redwood Stained LP Lap Siding, Navajo Trim, Harvard Slate Shingles, Options Shown - 9/12 Roof Pitch, Extra 3' Arched Door, Extra 4 lite Wood Window



Classic A-Frame 10' x 16'

Cedar Stained LP Lap Siding, White Trim, Weatherwood Shingles
Options Shown – Cedar Stain, LP Lap Siding, Transom Windows in Doors



Classic Quaker 10' x 16'

Cape Cod Gray Vinyl Siding, White Trim, Black Shingles
Options Shown – Arch Quaker Front Trim, 5' Arch Door, Carlisle Cupola, Copper Weather Vane



Classic Dutch Barn 12' x 18'

Cedar Stained Dura-Temp Siding, Brown Trim, Driftwood Shingles
Options Shown – Cedar Stain, Extra 3' Door, Wood Transom Windows in Doors



Classic Hip 8' x 10'

Cape Cod Gray Vinyl Siding, White Trim, Black Shingles
Options Shown – 9/12 Roof Pitch, Vinyl Shake and Scallop Siding, 9 Lite in Door, Classic Flower Box, Shed Cupola

Large Photo:

Classic A-Frame 10' x 14'

Sand Vinyl Siding, Clay Trim Driftwood Shingles
Options Shown – 9/12 Roof Pitch, 30" Skylight, 4 Lite Dutch Door, 2 Extra 24" x 36" Windows, Transom Windows Above Door, Classic Flower Boxes, Carlisle Cupola, Copper Weather Vane



The Century Series

● **PRACTICAL AND BEAUTIFUL - FOR ADDED PROPERTY VALUE.**

THE CENTURY SERIES COMES STANDARD WITH:

Double Doors (Classic or Fiberglass) with 12" Hinges, Two 24" x 36" Windows
with Window Trim and Shutters (on 8' x 12' or larger), Classic Gable Vents



LIVE FULLY

SPEND TIME OUTDOORS, RECONNECT WITH NATURE



Century A-Frame 12' x 16'

Sand Vinyl Siding, Clay Trim, Harvard Slate Shingles

Options Shown – 3' High Stone On 2 Sides, 3 Transom Mini Shed Dormer, Extra 6' Double Classic Door, Transom Windows Above Door



Century A-Frame 10' x 14'

Sand Vinyl Siding, Clay Trim, Driftwood Shingles

Options Shown – 3' High Stone On 2 Sides, 3 Transom Mini Shed Dormer, Extra 6' Double Classic Door, Transom Windows Above Door



Century A-Frame 10' x 16'

Cape Cod Gray Vinyl Siding, White Trim, Black Shingles

Options Shown – Transom Windows above Door, Two 30" X 36" Window Upgrades, 1 Extra 30" X 36" Window, Transoms above Windows, Classic Flower Boxes, Carlisle Cupola, Electrical Package, Exterior Lights



Century A-Frame 12' x 16'

Cedar Siding and Trim, Vintage Green Shingles

Options Shown – Special Order Shingles, Transoms Above Door, 10 lite Wood Windows with Special Window Trim, Extra Door in Gable, Ramp

Large Photo:

Century A-Frame 10' x 14'

Cream Dura-Temp Siding, White Trim, Black Shingles,

Options Shown – 3 Transom Mini Shed Dormer, Transom Windows above Door, Two 30" X 36" Window Upgrades, 1 Extra 30" X 36" Window, Transoms above Windows, Classic Flower Boxes, Carlisle Cupola



The Liberty Series

● **ELEGANCE DEFINED. FOR DISTINGUISHED TASTES**

THE LIBERTY SERIES COMES STANDARD WITH:

Double Doors (Classic or Fiberglass) with 12" Hinges, Two 24" x 36" Windows with Window Trim and Shutters (on 8' x 12' or larger), Classic Gable Vents



LIVE SOCIALLY

USE YOUR OUTDOORS FOR EVENTS AND GATHERING FRIENDS



Liberty A-Frame 10' x 14'

Sand Vinyl Siding, Clay Trim, Driftwood Shingles

Options Shown – Extra 3' Classic Door, Transom Windows in Doors, Two extra 18"x27" windows, 36" Carlisle Cupola



Liberty A-Frame 12' x 16'

Antique Parchment Vinyl Siding, White Trim, Dual Brown Shingles

Options Shown – Extra 3' Classic Door, Transom Window above Door, 30" Fairfield Cupola



Liberty A-Frame 10' x 14'

Clay Vinyl Siding, White Trim, Dual Brown Shingles

Options Shown – Extra 3' Arch Door, (Custom Paint Color) Four lite Azek Window, Two 72"x36" Double Casement Azek Windows, Two 72" Classic Flower Boxes, 24" Classic Flower Box, 36" Carlisle Cupola, Exterior Porch Light, Dry Stack Stone Base



Liberty A-Frame 12' x 24'

White Vinyl Siding, White Trim, National Blue Shingles

Options Shown – Extra 8' Double Classic Door, Transom Windows above Door, Two 30"x36" Window Upgrades, Dry stack stone veneer (on two sides) 24" Carlisle Cupola, Copper Locomotive Weather vane



Liberty Dutch Barn 14' x 24'

Red Vinyl Siding (upgrade), Navajo Trim, Dual Black Shingles, Options Shown - Extra 8' Double Door, Extra 3' Door, Eyebrow

Arches on all Doors, 2- Six over Six Arched Wood Windows (upgrades) 2 Extra 9 Lite Arched Wood Windows, Arched Shutters, Traditional Dormer, 36" Fairfield Cupola (Painted) Full Second Floor, Stairs



Liberty Dutch Barn 14' x 32'

Cape Cod Gray Vinyl Siding, White Trim, Black Shingles

Options Shown – Extra 3' Classic Door, 9'x7' Stockton Carriage Style Garage Door, 2- Six over six Wood Windows (upgrades)

Large Photo:

Liberty A-Frame 12' x 20'

White Vinyl Siding, White Trim, Harvard Slate Shingles

Options Shown – Extra 7' Pine Carriage Door, Transom Windows Above Doors, 2- Six Over Six Wood Windows (upgrade) Stone Veneer (on 2 Sides) 30" Fairfield Cupola, Copper Horse Weather vane



The Homestead Belle Series

FOR A CREATIVE ADDITION TO YOUR LANDSCAPE.

THE BELLE SERIES COMES STANDARD WITH:

Single Door (Classic or Fiberglass) with 12" Hinges, Two 30" x 36" Windows
with Window Trim



LIVE CREATIVELY FILL YOUR LIFE WITH THINGS THAT INSPIRE YOU



Homestead Belle 10'

White Dura-Temp Siding, White Trim, Black Shingles
Options Shown – Copper Ball & Finial, Trellis



Homestead Belle 8'

Beige Dura-Temp Siding, Beige Trim, ET Shingles
Options Shown – Additional Paint Color for Trim, Dutch Door (upgrade) 4 lite Window in Door, Copper Ball and Finial, Trellis



Homestead Belle 12'

Clay Cypress Siding, Clay Trim,
Options Shown – Cypress wood Siding, 7' walls, Stone Veneer on 3 sides, Black Rubber Slate Roof, 5' Double Mahogany Arched French Door (Upgrade) Five 5' Double Arched Casement Windows, Pine Interior, Hardwood Floor, Electrical Package with Ceiling Fan/Light, Two 60" Classic Flower Boxes, 24" Octagon Cupola, Copper Rooster Weather vane

Large Photo:

Homestead Belle 10'

Navajo Dura-Temp Siding, Almond Trim, Weatherwood Shingles
Options Shown – 2 Classic Flower Boxes, Trellis, Copper Ball & Finial



Homestead Belle 12'

White Trim, Black Shingles
Options Shown – 6'6" High Walls, Custom Stone Veneer (all walls), 3' Arched Mahogany French Door (Upgrade) Octagon Window, Vinyl Window (Upgrade) Electrical Package, Porch Lights, Copper Ball & Finial



The Garden Series

● **DISTINCTIVE AND GRACEFUL PERFECTION.**

THE ELITE GARDEN SERIES COMES STANDARD WITH:

Cedar Shake Roof, Classic Gable Vents, Extended Overhang with Braces (A-Frame only),
Classic Double Doors with 17" Hinges, Two 9 Lite Tilt-Out Windows with Window Trim,
2" Tongue and Groove Floor



LIVE ABUNDANTLY

USE YOUR OUTDOORS AT IT'S FULLEST POTENTIAL



Galamont Hip 10' x 10'

Avocado German Pine Siding, White Trim, Hip Roof Style with Overhang

Options Shown – German Pine Siding, 3' Dutch Door Upgrade, 4 lite Window in Door, Two 6 lite Window Upgrades, Classic Flower Boxes, Birdhouse Cupola



Galamont Belle 8'

White German Pine Siding, White Trim, Belle Roof Style

Options Shown – German Pine Siding, 3' Arched 12 lite Wood Door, Copper Ball and Finial



Williamsburg Hip 10' x 10'

White German Pine Siding, White Trim, Hip Roof Style with Crown Moulding

Options Shown – German Pine Siding, 5' Chevron Door Upgrade, Pintle Hinges, Birdhouse Cupola



Garden A-Frame 8' x 12'

Avocado LP Lap Siding, White Trim

Options Shown – LP Lap Siding, Extra 3' Eyebrow Door, 5' Eyebrow Door Upgrade, Two 12 Lite Tilt-Out Window Upgrade, Carlisle Cupola

Large Photo:

Garden A-Frame 8' x 12'

Navajo LP Lap Siding, White Trim Options Shown – LP Lap Siding, 3' Eyebrow Door Upgrade, Two Extra 9 Lite Tilt-Out Windows, Potting Bench, Skylight, Carlisle Cupola

Choose your options

Add the features you want to create a shed that you love



Loft with Ladder



Potting Bench



Gable Vent



Classic Gable Vent



Ramp

Pre-Hung Doors



9-Lite Door



11-Lite Door



15-Lite Door



Double 15-Lite Door



Double 9-Lite Door



Fiberglass Double Door

Doors



Classic Door



Classic Double Door



Classic Double Door with Transoms



Classic Double Door with Transoms Above



Dutch Door with 4-Lite



Carriage Double Door



Chevron Door



Double Chevron Door




Eyebrow Door



Double Eyebrow Door



Arched Door




Double Arched Door


Roof Options



Architectural Shingles



Cedar Shakes



Standard Metal



Standing Seam Metal



Classic Flower Box



Regular Flower Box

Dormers



7' Windsor Dormer with Half-Round Window




3 Transom Mini Shed Dormer




Traditional Dormer

EXTERIOR SIDING OPTIONS



Painted Dura-Temp Siding



Stained Dura-Temp Siding



Painted LP Lap Siding



Stained LP Lap Siding



Vinyl Dutch Lap Siding



Vinyl Clapboard Siding




Vinyl Board & Batten Siding



Vinyl Shake Siding



Vinyl Beaded Siding



Hardie Plank Siding



Pine Board & Batten Siding



STONE VENEER
Left-CUT COBBLE
Right-DRystack


Windows




18" x 27" Standard Window



24" x 36" Standard Window



30" x 36" Standard Window



Tilt-Out Window Upgrade



4 Lite Window



9 Lite Window



Octagon Window



Half Round Window



Skylight



Transom Windows (above windows)



Transom Windows (above doors)

LIVE ABUNDANTLY

USE YOUR OUTDOORS AT IT'S FULLEST POTENTIAL

Cupolas



Bird House
Cupola




Carlise
Cupola



Morton
Cupola



Shed Series
Cupola



Fairfield
Cupola

Weathervanes



Black Eagle



Black Rooster



Black Horse



Black Horse &
Buggy




Copper Eagle



Copper Rooster



Copper Horse



Copper Horse &
Buggy